



## For Your Protection

- Approved Builders Only
- Architectural Controls
- 2,500 sf Minimums
- Outbuilding Requirements
- Side or Rear Entry Garages
- Masonry Requirements
- Fencing Requirements
- Animal Health Requirements

Sage  
Creek



Sage  
Creek




Northern Johnson  
County's Premiere  
Equestrian Friendly  
Development



For Information Contact  
Matt Aikin  
(817) 675-8663

Northern Johnson  
County's Premiere  
Equestrian Friendly  
Development

Sage  
Creek



## EASY COMMUTE

Sage  
Creek

- 2+ Acres/Cleburne I.S.D.
- Minutes From Future 121
- Dedicated Riding Trails
- 20+ Acre Riding Area
- Community Riding Arena



### *From Fort Worth:*

Hwy 377 South to FM 1187. East to FM 2331. North to SH 171. East to CR 1126. South on CR 1126. Keep left to entrance on right.

### *From Cleburne:*

West on SH 171. South on 2nd CR 1126. Keep left to entrance on right.

For horse owners or those who love the thought of having a little space.

We should all consider our impact on the environment. The community of Sage Creek highly encourages xeriscape landscaping along with the use of native plants and materials.

Environmentally friendly, energy efficient construction methods will help maintain property values and our natural resources for generations to come.

If a quiet convenient home-place, a country breeze and like minded neighbors appeals to you, consider Sage Creek.

**ONLY 20  
HOME SITES!**

Sage  
Creek

